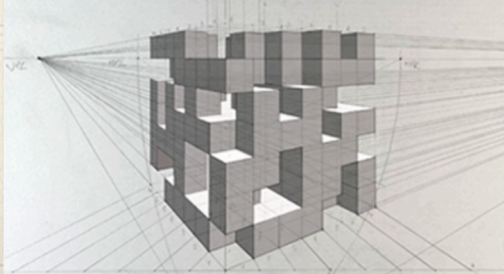





Raeyn Smith - SPC - ART1300C Drawing I




Kari Holm - SPC - ART1300C Drawing I

Gillia ART1300C - Drawing I Required Drawing Materials



NICOLE FAIRBANKS - 2021



Andru Le
2 PT perspective
Drawing I
St. Petersburg College
Fall 2021



Alycia Nail - Drawing I
St. Petersburg College
Spring 2022



5 Graphite Pencils

Prismacolor Graphite Drawing Pencils – 2H, HB, 2B, 4B, 6B.

The #2 pencil comes from this family of pencils. They come in a variety of grades, from 9H to 9B, with HB (#2 pencil) in the center of the scale. The higher the number in front of the H, the harder the graphite and the lighter the resulting mark. The higher the number in front of the B, the softer the graphite and the darker the resulting mark. The H pencils are generally used for the beginning of the drawing process, while B pencils are used to make finished lines and to develop gradations.



3 Charcoal pencils

Wolff's Carbon B, Wolff's Carbon 2B, General's 2B.

Instead of shiny, rather hard graphite, charcoal pencils contain compressed particles of burned wood, held together with a binder. Because the material is softer, these pencils make much darker marks than graphite and it is more conducive to manipulation with blending stumps and chamois. Charcoal pencils range in hardness from HB to 6B. Wolff's Carbon pencils tend to be a little more like graphite and work well on white paper, while General's pencils are softer and best used on toned papers or for very dark areas.



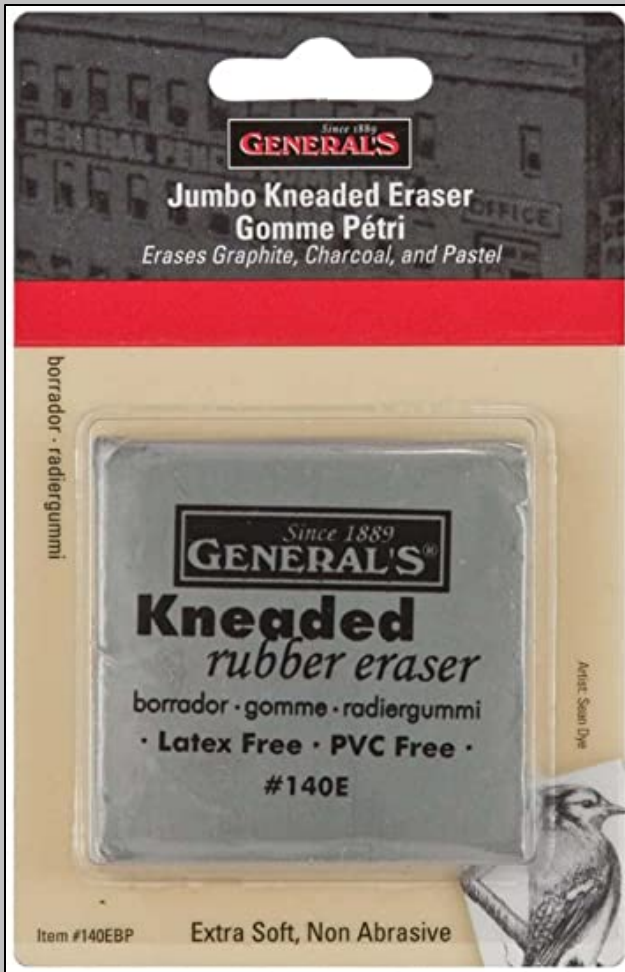
2 General's White "Charcoal" Pencils

White charcoal pencils contain white chalk. You will use these pencils to develop light areas in shaded drawings on toned paper. They will be the only material used in drawings on black toned paper.



3 Compressed Charcoal Sticks **Alvin Heritage Char-Cole Artist Sticks**

The materials used to make these sticks is the same as that contained in charcoal pencils. The obvious difference is that the sticks are not encased in wood. This allows for faster coverage of large areas and more expressive approaches to mark making.



Erasers

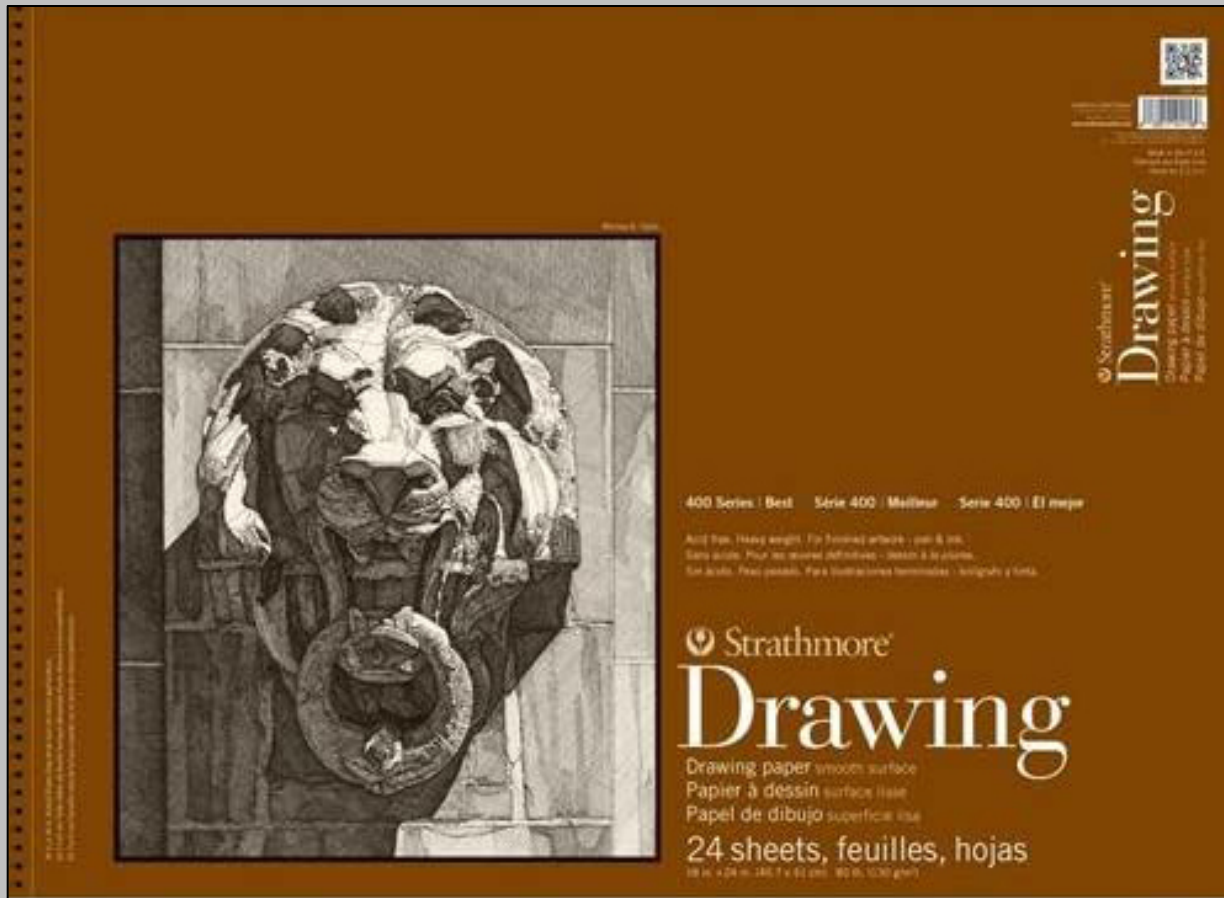
You will need two different types of erasers for this course. **1 General's Kneaded erasers** are malleable and will be used for lightening values or lines. To eliminate lines or values you will need the white plastic eraser. **1 Staedtler Mars White Plastic Eraser**



2 Ink Pens

Sakura Pigma Micron mechanical pens - .01 and .05 thickness.

These disposable ink pens contain archival black that dries almost immediately, allowing the user to produce clean, precise drawings. The pens come with points in a variety of sizes, ranging from .005 (smallest) to .08 (largest). The pens may be used for simple line drawings or work with a wide range of values.



White Drawing Paper

The best paper for this course is **Strathmore Drawing Paper, 400 series, 24 sheet pad, 80 lb., 18" x 24"**. It has very little texture and its weight allows for a reasonable amount of erasing. You can get either recycled or regular drawing paper.



Toned Paper

The best toned paper for this course is Canson Mi-Tientes Toned Paper, 19" x 25". It comes in a variety of colors. If you cannot find the color below, make sure that you get colors that are of medium value and low intensity.

**Three 19" x 25" sheets of Canson Mi-Tientes toned paper:
#425 Black,
#429 Felt Gray,
#190 Sage Green.**



Masking Tape

You will need masking tape to affix paper to your board and to attach cover sheets to your drawings.

One roll of 1" masking tape.



Blending Stumps

These rolled-up pieces of cardboard are used for creating gradations in charcoal. When used with this medium they tend to make darks look darker and more even than in the original application of the charcoal.

**One set of 12 blending stumps,
assorted sizes.**



- OPTIONAL -

Fixative Spray

This spray will be used when you are working on shaded drawings, especially with charcoal. Its function is to “fix” the material onto the paper and act as a protective varnish. It can be added during the drawing process, but once it is applied the material that it covers cannot be erased.

Fumes from fixative spray are extremely toxic, so it must always be used in a well ventilated area or, preferably, outdoors.

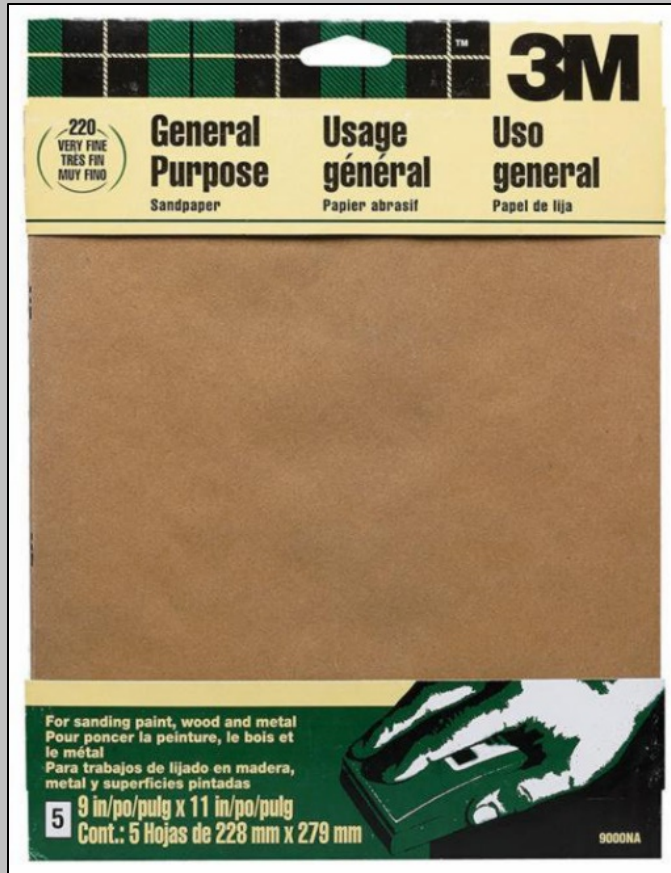
One can of Grumbacher Workable Fixative.



Chamois

A chamois is a soft cloth used by artists to create even applications of value or smooth gradations, especially in charcoal drawings.

1 artist chamois cloth.



One Sharpening Block

It contains 12 small sheets of fine sandpaper.

You may also use sandpaper sheets that may be purchased from Home Depot, Lowe's, Walmart, etc.



- OPTIONAL -

X-Acto Knife and #11 Replacement Blades

The X-Acto knife will be used primarily to sharpen charcoal pencils. This is because the soft charcoal tends to break off very easily when these pencils are sharpened in traditional pencil sharpeners.

I will have a charcoal pencil sharpener that students can use.



1 Drawing Board

You will need this hard, sturdy, smooth board as the backing for your paper when you are drawing. The clips on top offer a convenient method for holding the top of the paper onto the board.

1 Sketch Pad Board, 23 1/2" x 26."



Storage Box

It is wise to keep your materials in a storage box to keep them safe from damage and to make it easier to store and transport your supplies.

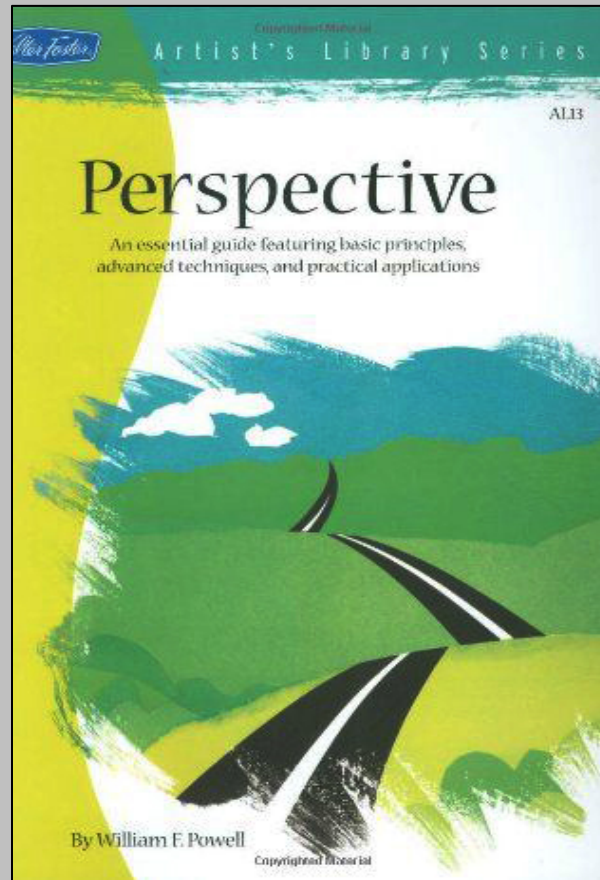
1 Storage Box.



Portfolio

Drawings are easier to keep safe and transport in large, flat portfolios. It is important to keep the container rigid, so it may be necessary to insert a piece of cardboard into the portfolio.

Recommended **1 Canvas Portfolio 24" x 29" or larger** (left). You may also use the paper portfolio on the right, which is made out of thick paper, similar to posterboard (not great in the rain.)...



Required Textbook: Powell, William, *Perspective*. Walter Foster Publishing, Inc., 1989. ISBN 0-929261-13-5.